

























1. Are you a member of PMI-SAC, if so for how long?

		Response Percent	Response Count
I am not a member		3.3%	9
< 1 year		21.0%	58
1-3 years		35.9%	99
4-7 years		26.4%	73
8-10 years		6.9%	19
10+ years		6.5%	18
		answered question	276
		skipped question	0






2. What industry are you currently in?

		Response Percent	Response Count
Construction		5.4%	15
Consulting		19.2%	53
Distribution		0.0%	0
Education		2.5%	7
Engineering		13.0%	36
Government		5.1%	14
Health Care		1.4%	4
Oil & Gas		31.2%	86
Product Development		1.8%	5
Retail		0.4%	1
Telecom		3.6%	10
Transportation		1.8%	5
Other		14.5%	40
	Other (please specify)		45
answered question			276
skipped question			0






3. How did you learn about the PMI Southern Alberta Chapter?

		Response Percent	Response Count
A Friend or Coworker		17.4%	48
A PMI-SAC Member		11.6%	32
Reading about it on PMI SAC Website		6.5%	18
PMI.org website		55.4%	153
E-mail from PMI		4.0%	11
Other		5.1%	14
	Other (please specify)		16
		answered question	276
		skipped question	0

4. Why did you join the PMI Southern Alberta Chapter?

		Response Percent	Response Count
Network with fellow Project Managers		16.3%	45
Stay up to date with the latest Project Management trends		10.9%	30
Obtain PDUs		4.3%	12
All of the above		62.7%	173
Other		5.8%	16
	Other (please specify)		16
		answered question	276
		skipped question	0

5. On a scale of 1-5 what is your overall satisfaction with the PMI SAC?







		Response Percent	Response Count
5 - Very Satisfied		14.6%	39
4 - Satisfied		50.0%	134
3 - Neutral		32.1%	86
2 - Somewhat dissatisfied		2.2%	6
1 - Very dissatisfied		1.1%	3

If you choose 2 or 1 please explain why you are not satisfied 10

answered question 268

skipped question 8

6. If you attended a monthly dinner meeting in the last 12 months what is your overall satisfaction, on a scale of 1-5, with the these meetings?






		Response Percent	Response Count
5 - Very Satisfied		5.6%	15
4 - Satisfied		24.0%	64
3 - Neutral		7.9%	21
2 - Somewhat dissatisfied		1.9%	5
1 - Very dissatisfied		0.4%	1
Not Applicable		60.3%	161

If you choose 2 or 1 please explain why you are not satisfied 18

answered question 267

skipped question 9

7. On a scale of 1-5, what is your overall satisfaction with the PMI-SAC website?

		Response Percent	Response Count
5 - Very Satisfied		9.0%	24
4 - Satisfied		53.0%	142
3 - Neutral		26.5%	71
2 - Somewhat dissatisfied		1.9%	5
1 - Very dissatisfied		0.0%	0
Never visited		9.7%	26

If you choose 2 or 1 please explain why you are not satisfied

7






answered question

268

skipped question

8

8. On a scale of 1-5, what is your overall satisfaction with the communication you receive from the Chapter via e-mails?

		Response Percent	Response Count
5 - Very Satisfied		16.4%	44
4 - Satisfied		58.6%	157
3 - Neutral		20.9%	56
2 - Somewhat dissatisfied		3.4%	9
1 - Very dissatisfied		0.7%	2

If you choose 2 or 1 please explain why you are not satisfied

12







answered question

268

skipped question

8

9. For any new members that have joined the chapter in the last 12 months what is your overall satisfaction with the welcome e-mail you received from the Chapter?






		Response Percent	Response Count
5 - Very Satisfied		4.3%	11
4 - Satisfied		13.8%	35
3 - Neutral		13.8%	35
2 - Somewhat dissatisfied		0.4%	1
1 - Very dissatisfied		1.2%	3
Not Applicable		66.4%	168

If you choose 2 or 1 please explain why you are not satisfied 6

answered question 253

skipped question 23

10. On a scale of 1-5 what is your overall satisfaction with the Chapter marketing information?







		Response Percent	Response Count
5 - Very Satisfied		7.8%	21
4 - Satisfied		42.2%	113
3 - Neutral		47.0%	126
2 - Somewhat dissatisfied		1.9%	5
1 - Very dissatisfied		1.1%	3

If you choose 2 or 1 please explain why you are not satisfied 12

answered question 268

skipped question 8

11. For any members that have earned any Project Management related credentials in the last 12 months what is your overall satisfaction with the recognition you received from the Chapter?



		Response Percent	Response Count
5 - Very Satisfied		1.5%	4
4 - Satisfied		10.6%	28
3 - Neutral		15.2%	40
2 - Somewhat dissatisfied		1.1%	3
1 - Very dissatisfied		1.5%	4
Not Applicable		70.0%	184

If you choose 2 or 1 please explain why you are not satisfied









7

answered question	263
skipped question	13

12. Have you attended a chapter event in the last year? (September 2010 - June 2011)

		Response Percent	Response Count
Yes		53.5%	139
No		46.5%	121
answered question	260		
skipped question	16		

13. If you have attended an event in the last year please select all applicable events attended

		Response Percent	Response Count
Breakfast Meetings		2.8%	4
Dinner Meetings		67.6%	96
Lunch Meetings		9.9%	14
PMI-SAC Professional Development Conference		55.6%	79
Awards Gala Banquet		19.7%	28
Networking Events		19.0%	27
EPC Roundtable		3.5%	5
IT Roundtable		4.9%	7
answered question			142
skipped question			134

14. If you answered "Yes" to attending an event then what motivates you to attend various chapter events? Please force rank the following? 1 being most important

	1	2	3	4	5	Rating Average	Response Count
Networking	24.0% (29)	19.8% (24)	19.0% (23)	28.9% (35)	8.3% (10)	2.78	121
PDU's	29.0% (36)	21.0% (26)	19.4% (24)	14.5% (18)	16.1% (20)	2.68	124
Speakers/presenters	12.9% (15)	32.8% (38)	31.0% (36)	13.8% (16)	9.5% (11)	2.74	116
Subject Matter	31.5% (41)	24.6% (32)	24.6% (32)	14.6% (19)	4.6% (6)	2.36	130
Support the Chapter	7.9% (10)	7.1% (9)	11.9% (15)	25.4% (32)	47.6% (60)	3.98	126
Other	12.5% (1)	25.0% (2)	25.0% (2)	0.0% (0)	37.5% (3)	3.25	8
					Other (please specify)		3
answered question							146
skipped question							130





















15. If you answered "Yes" to attending an event then what are the top 3 reasons "for" attending PMI SAC events?

	1	2	3	Response Count
Cost of Meeting	31.8% (7)	22.7% (5)	45.5% (10)	22
Date and time of meeting	34.8% (16)	23.9% (11)	41.3% (19)	46
Location	14.5% (8)	34.5% (19)	50.9% (28)	55
PDUs	48.9% (45)	22.8% (21)	28.3% (26)	92
Networking	32.9% (28)	36.5% (31)	30.6% (26)	85
Speakers	32.9% (23)	37.1% (26)	30.0% (21)	70
Speaker topics	44.0% (48)	33.0% (36)	22.9% (25)	109
Other	25.0% (1)	25.0% (1)	50.0% (2)	4
			Other (please specify)	1
			answered question	141
			skipped question	135

16. If you answered "No" to not attending an event then what are the top 3 reasons for "not" attending PMI SAC events?

	1	2	3	Response Count
Not well advertised	53.8% (14)	30.8% (8)	15.4% (4)	26
Conflicts with work	49.4% (44)	37.1% (33)	18.0% (16)	89
Date and time of event	41.9% (39)	37.6% (35)	20.4% (19)	93
Location or Facility	25.6% (10)	35.9% (14)	38.5% (15)	39
Quality of Speakers	21.4% (3)	50.0% (7)	28.6% (4)	14
Speaker topics not of interest	29.3% (17)	34.5% (20)	36.2% (21)	58
Cost of Meeting	37.1% (13)	20.0% (7)	42.9% (15)	35
Other	73.7% (14)	10.5% (2)	15.8% (3)	19
			Other (please specify)	26
			answered question	137
			skipped question	139




17. What dinner / lunch topic(s) would be of interest to you? (please check all that apply)

		Response Percent	Response Count
Change Management		52.8%	133
Earned Value Management		35.3%	89
EPC Case Studies		18.3%	46
General leadership skills		43.3%	109
IT Case Studies		21.4%	54
Leadership		54.0%	136
Motivational speakers		38.5%	97
PM methodologies, tools, techniques		52.0%	131
PM organizational maturity		24.6%	62
PMBOK		18.7%	47
PMI Credentials		14.3%	36
Portfolio Management		33.7%	85
Products / Vendor sessions		10.7%	27
Program Management		45.6%	115
Project lessons learned		57.9%	146
Project review		26.6%	67
Scheduling Management		34.5%	87
Soft skills		42.1%	106
Stakeholder Management		48.4%	122
Other (please specify)		4.4%	11
answered question			252
skipped question			24

18. In what location would you attend PMI-SAC events? (Please check all that apply)

		Response Percent	Response Count
Anywhere in Calgary		35.0%	91
Calgary - Downtown		58.5%	152
Calgary - NW		20.8%	54
Calgary - NE		7.3%	19
Calgary - SE		13.8%	36
Calgary - SW		22.7%	59
Red Deer		4.2%	11
Lethbridge		3.1%	8
Medicine Hat		1.5%	4
Other		1.9%	5
	Other (please specify)		11
answered question			260
skipped question			16

19. Would you be interested in participating in the Mentorship program as a Mentor or Protégé?

		Response Percent	Response Count
Yes		27.7%	72
No		61.9%	161
What is the Mentorship Program?		10.4%	27

If Yes, please provide your name and e-mail address and information about the program will be e-mailed to you.

44




answered question

260

skipped question

16

20. Would you be interested in becoming your Company's Ambassador?

		Response Percent	Response Count
Yes		15.8%	41
No		55.0%	143
What is the Company Ambassador Program?		29.2%	76

If Yes, please provide your name, company name and e-mail address it be contacted with information about joining.

25

answered question

260

skipped question

16




21. The Chapter sponsors a discussion forum for members regarding engineering projects called the EPC Roundtable. Are you participating or interested in participating?

		Response Percent	Response Count
Yes - already participating		2.3%	6
Yes - interested		33.1%	86
No		64.6%	168
answered question			260
skipped question			16

22. The Chapter sponsors a discussion forum on information technology called the IT Roundtable. Are you participating or interested in participating?

		Response Percent	Response Count
Yes - already participating		3.1%	8
Yes - interested		33.1%	86
No		63.8%	166
answered question			260
skipped question			16




23. If we were to start a Toastmasters club for the chapter would be interested in participating?

		Response Percent	Response Count
Yes		35.8%	93
No		56.2%	146
What is Toastmasters?		8.1%	21
	Comments		12
	answered question		260
	skipped question		16

24. What other programs /services would you like to see the Chapter offer?

	Response Count
	42
answered question	42
skipped question	234

25. Would you be interested in volunteering for the Chapter?









		Response Percent	Response Count
Yes		33.8%	88
No		55.0%	143
I already do		11.2%	29

If yes, than please enter your name, e-mail and phone number and we wil be in touch with you.

61

answered question	260
skipped question	16

26. What would incent you to volunteer for the Chapter? (choose all that apply)











		Response Percent	Response Count
Free entry to event		34.8%	81
PDUs		51.5%	120
Giving back to the profession		51.9%	121
Giving back to the community		42.9%	100
Learning experience (developing new skills)		56.2%	131
Networking		58.8%	137
No incentive needed		17.6%	41
Other		6.0%	14

Other (please specify)



20

answered question	233
skipped question	43



27. If applicable, how do you earn PDUs?

		Response Percent	Response Count
Chapter Events e.g. Dinner meetings		50.0%	106
Conferences		56.6%	120
Podcasts		15.1%	32
Self Studying		53.8%	114
Speaking Engagements		7.5%	16
Teaching		14.6%	31
Training Courses		57.1%	121
Volunteering		23.1%	49
Webinars		40.6%	86
Other		10.4%	22
	Other (please specify)		24
		answered question	212
		skipped question	64

28. If we organized family events in the summer like a picnic or a Viper's family ball game would you attend?

		Response Percent	Response Count
Yes		32.4%	80
No		67.6%	167
		answered question	247
		skipped question	29

29. Are you aware that PMI-SAC will be hosting its first annual golf tournament on Tuesday September 13th?

		Response Percent	Response Count
Yes		38.1%	94
No		61.9%	153
answered question			247
skipped question			29




30. Please provide at least one area of improvement that you would like to see the Board implement or improve at the Chapter.

	Response Count
	247
answered question	247
skipped question	29



31. Is there any other information you would like to share with the Chapter Board that was not covered in the above questions? If so please do so here:

	Response Count
	33
answered question	33
skipped question	243

32. If you would like to have a board member contact you in regards to any of your answers please provide us with your name, e-mail and phone number. Thank-you for taking the time to participate. We value your input! PLEASE NOTE: Results of this survey will be shared with the membership within 3 months.

		Response Percent	Response Count
Name:		99.0%	97
E-Mail Address:		100.0%	98
Phone Number:		93.9%	92
answered question			98
skipped question			178

33. If you would like your name entered for a chance to win one of eight (8) \$50 gift certificates, please enter your information below.

		Response Percent	Response Count
Name:		100.0%	193
E-Mail Address:		100.0%	193
answered question			193
skipped question			83